

British Standard Anti Bump Euro Profile Cylinders



TS007-1:2014+A2:2018



Single



Double



Thumbturn

Features

- High performance euro profile locking cylinder guaranteed for ease of application and long term trouble free performance
- Designed with 6 pin 'bumping' resistance security, the anti pick, anti plug and anti drill features means the cylinder offers excellent resistance to forced entry
- Meets the requirements of PAS 24 as part of a compliant doorset
- Independently tested to meet the latest British Standards BS EN 1303:2015 for security and awarded a BS Kitemark
- High physical quality
- Hardened pins for drill resistance
- 100,000 differs
- Available in Single, Double, Thumbturn and Keyed Alike
- Each cylinder is supplied with 3 keys

Technical Information

Corrosion resistance

Meets the requirements of BS EN 1670 Grade 3

Operation

Endurance tested in excess of 100,000 cycles

Performance

Independently tested to meet the requirements of BS EN 1303:2015 and accredited to TS007-1:2014+A2:2018 1*. BSI Kitemark License No. KM 553031. Designed to meet the requirements of PAS 24 in a compliant door set.

Material Specification

Cylinder:	Brass
Cam:	Sintered Steel
Pins:	6 Hardened pins, anti bump anti pick, anti-drill
Key:	Nickel plated brass
Screw:	M5 x 50mm and M5 x 60mm nickel plates or polished brass screw
Finish:	Brass (natural), Satin plated brass



Must be used in conjunction with a 2 Star Handle or Guard



Police Preferred Specification



TS007-1:2014+A2:2018

British Standard Anti Bump Euro Profile Cylinders

Ordering Details

Single

Dimensions			No. of Pins	Finish	Part No.
A	B	C			

Please contact the sales office for part codes

Double

Dimensions			No. of Pins	Finish	Part No.
A	B	C			

35	35	70	6	Brass	BS-L-3535-31
35	35	70	6	Satin	BS-L-3535-51
35	45	80	6	Brass	BS-L-3545-31
35	45	80	6	Satin	BS-L-3545-51
40	40	80	6	Brass	BS-L-4040-31
40	40	80	6	Satin	BS-L-4040-51
40	45	85	6	Brass	BS-L-4045-31
40	45	85	6	Satin	BS-L-4045-51
40	50	90	6	Brass	BS-L-4050-31
40	50	90	6	Satin	BS-L-4050-51
40	55	95	6	Brass	BS-L-4055-31
40	55	95	6	Satin	BS-L-4055-51
40	60	100	6	Brass	BS-L-4060-31
40	60	100	6	Satin	BS-L-4060-51
45	45	90	6	Brass	BS-L-4545-31
45	45	90	6	Satin	BS-L-4545-51
45	50	95	6	Brass	BS-L-4550-31
45	50	95	6	Satin	BS-L-4550-51
45	55	100	6	Brass	BS-L-4555-31
45	55	100	6	Satin	BS-L-4555-51
50	50	100	6	Brass	BS-L-5050-31
50	50	100	6	Satin	BS-L-5050-51

Double Thumbturn

Dimensions			No. of Pins	Finish	Part No.
A	B	C			

35	35	70	6	Brass	BS-L-T3535-31
35	35	70	6	Satin	BS-L-T3535-51
35	40	75	6	Brass	BS-L-T3540-31
35	40	75	6	Satin	BS-L-T3540-51
35	45	80	6	Brass	BS-L-T3545-31
35	45	80	6	Satin	BS-L-T3545-51
40	40	80	6	Brass	BS-L-T4040-31
40	40	80	6	Satin	BS-L-T4040-51
40	50	90	6	Brass	BS-L-T4050-31
40	50	90	6	Satin	BS-L-T4050-51
45	45	90	6	Brass	BS-L-T4545-31
45	45	90	6	Satin	BS-L-T4545-51
45	55	100	6	Brass	BS-L-T4555-31
45	55	100	6	Satin	BS-L-T4555-51

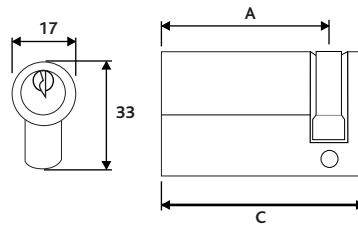
Further sizes may be available - please contact the sales office for further information. Oval Profile Cylinders are also available. Retail Boxed versions available on certain products.

Classification

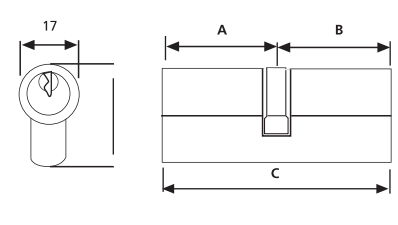
The Anti Bump cylinder has been approved to BS EN 1303:2015 and carries the following classification:

Category	1	2	3	4	5	6	7	8
Classification	1	6	0	1	0	C	6	0

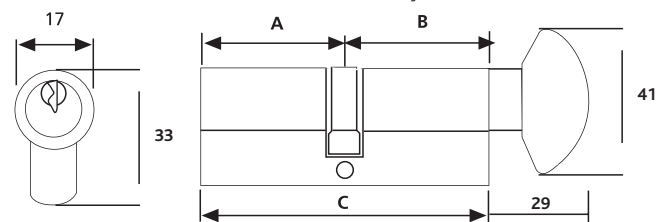
BS Single Euro Profile Cylinder



BS Double Euro Profile Cylinder



BS Double Euro Profile Thumbturn Cylinder



All dimensions are in mm and are nominal.

ERA reserves the right to change specification without notice. It is the responsibility of the door manufacturer to ensure that the finished product meets any required safety and performance specification.

Maintenance

Inspect and review operation of the cylinders and locks at least every 3 months to ensure all items are working correctly, ensure all fixings are secure. Wipe the surface periodically with a soft cloth to remove excess grease or moisture.

Lubrication

Use lubrication/ grease for maintenance. Add lubricate to the key, insert the key into the cylinder key way and rotate for 30 seconds. We recommend this is done at least every 3 months. **IMPORTANT:** Do not use proprietary oils, greases or water displacement sprays. These can clog up the lock and will prevent the lock working over time. Please only use a non-acidic oil such as '3 in 1 oil', avoid using lubricants such as WD40.

Key Handling

Please ensure you use authentic keys that are free from damage to lock and unlock the door. Never force the key into the lock. If the key does not turn easily, check for any obstructions or apply a suitable lubricate/ grease to the key way. Once unlocked, please ensure you use the appropriate handle or cylinder pull when opening the door, **DO NOT** use the key to open the door.

Preventable Measures

Do not leave the key permanently in the lock, as this puts unnecessary strain on the cylinder. Regularly check the cylinder for dirt or debris and clean as required.

Packaging

Anti Bump Cylinder

1 cylinder per box, 10 per outer box