

Sensei Tilt and Turn Locking




Features


- **Handle locks in the closed position**
Locks at 0°, firm hold when at 90° or 180°
- **Solid die cast zinc construction**
Heavyweight handle with sturdy feel
- **Heavy duty sprung latching wedge**
Positive click on closing
- **Long handle with 47mm window clearance**
Greater leverage and easy to operate without catching a hand on the window
- **Classic design with a contemporary twist**
Create an elegant and stylish window
- **Patented cover caps with colour coordinated finish**
Perfectly matching components, even down to the smallest details
- **Secured by Design**
Additional peace of mind
- **Keys click into place when inserted**
Won't fall out of the lock, even when pivoting the lever
- **Slotted spindle (40mm version only)**
Allows cropping to 5mm increments



Hardex
Chrome




Hardex
Bronze



Hardex
Gold




White



Antique
Black



Black



Premium
Satin

Sensei Tilt and Turn Locking

Ordering Details

Product

Sensei Tilt & Turn Locking

Finish	Part No.		
	35mm	40mm	45mm
White	OG120	OG140	OG160
Hardex Chrome	OG121	OG141	OG161
Hardex Bronze	OG123	OG143	OG163
Hardex Gold	OG125	OG145	OG165
Antique Black	OG126	OG146	-
Black	-	8A066	-
Premium Satin	WHASEPSLK35	WHASEPSLK40	WHASEPSLK45

Technical Information

Corrosion resistance

Meets the requirements of BS EN 1670:2007 Grade 5 (480 hours)

Operation

Endurance tested in excess of 50,000 cycles

Performance

Tested to meet the requirements of PAS 24:2012 as part of a compliant window

Material Specification

Handle Grip and Backplate: High quality Zinc for all finishes

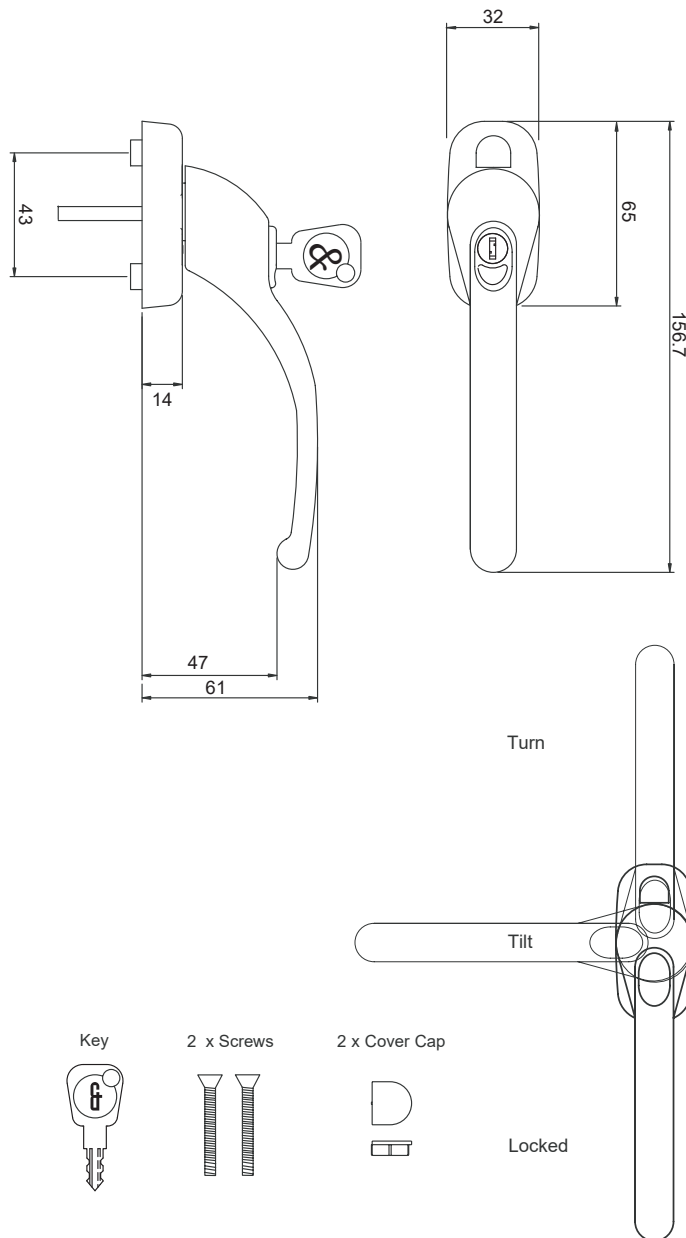
Maintenance

For continued protection of the quality finish and appearance, Fab&Fix advise routine cleaning of all our external hardware. Moving parts should also be lightly lubricated at least twice a year. This procedure is particularly essential if products are used within a 25-mile radius of coastal areas or close proximity to building sites or large industrial areas, where more frequent cleaning may be required to prevent the accumulation of corrosive contaminants.

Packaging

Handles

Individually bagged with screws, spindle and care instructions.



All dimensions are in mm and are nominal.

Fab&Fix reserves the right to change specification without notice. It is the responsibility of the window manufacturer to ensure that the finished product meets any required safety and performance specification.