


Decorative Inline Window Handle



Features


- Stylish espagnolette handle
- Firm ergonomic designed grip
- Simple and quick installation
- Large button for ease of operation
- Locks automatically on closing - key deadlocked for enhanced security
- Various spindle sizes
- Available in a range of popular finishes
- Colour coordinated cover caps
- Suitable for PVCu, aluminium and timber windows
- Part of the ERA Decorative furniture range
- Matching door handles, letterplate and knocker designs also available




Black



White




Polished
Chrome



Polished
Gold



Anthracite
Grey



Satin
Chrome



Mechanical
Guarantee



Surface Finish
Guarantee



PVCu



Timber



Aluminium

Decorative Inline Window Handle

Ordering Details

Product	Part No.	
Decorative Inline Window Handle		
Finish	Locking	Non Locking
White	WHAEDWHXXILWW	WHAEDWHXXINWW
Black	WHAEDBKXXILBB	WHAEDBKXXINBB
Polished Gold	WHAEDPGXXILBB	WHAEDPGXXINBB
Polished Chrome	WHAEDPCXXILBB	WHAEDPCXXINBB
Satin Chrome	WHAEDSCXXILBB	WHAEDSCXXINBB
Anthracite Grey	WHAEDAGXXILBB	WHAEDAGXXINBB

NB: Add "XX" spindle length to complete code i.e.
Decorative white, 40mm, inline locking: WHAEDWHXXILWW.
For additional part numbers please contact our sales office.

Non Locking Plugs (for locking handles)

Finish	Part No.
Black	9B015
Green	9B016
White	9B017

Accessories

Finish	Part No.
Spare Key	WAKEDYED
Screw Cover - Black	WACCEDBK
Screw Cover - Polished Chrome	WACCEDPC
Screw Cover - Polished Gold	WACCEDPG
Screw Cover - Satin Chrome	WACCEDSA
Screw Cover - White	WACCEDWH

Technical Information

Corrosion resistance

Meets the requirements of BS EN 1670 Grade 4 (240 hours)

Operation

Tested to 50,000 cycles

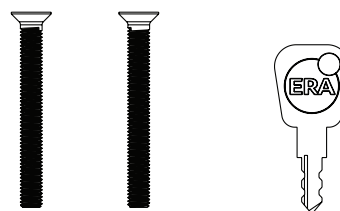
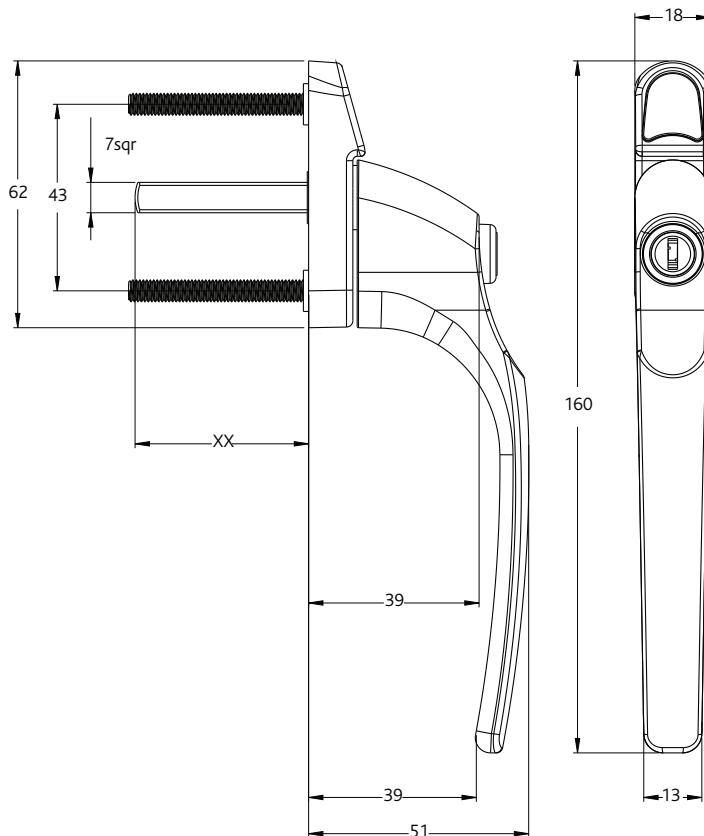
Material Specification

Handle Grip and Backplate:	High quality Zinc casting or Aluminium Alloy backplate and grip, non-handed.
Coatings:	White, Black and Anthracite Grey powder painted coated. Polished Gold, Chrome and Satin Chrome Plate electroplated
Cylinder:	Zinc Alloy Casting and Nickel Plate
Button:	Acetal (POM) Black/ White
Screw Cover:	Push to fit Black or White elastomer Self adhesive Gold or Silver anodised aluminium

Packaging

Handles

Individually bagged with keys (where appropriate), screws and screw cover caps. 1 per bag, 25 handles in an outer box.



All fixing screws are 5mm longer than the spindle length.

All dimensions are in mm and are nominal.
ERA reserves the right to change specification without notice. It is the responsibility of the window manufacturer to ensure that the finished product meets any required safety and performance specification.

Maintenance

For continued protection of the quality finish and appearance, we advise routine cleaning of all our external hardware. We recommend wiping it with a clean cloth soaked in warm water and mild detergent every month. Please refrain from using heavy-duty cleaners, containing Chlorine or Potassium. Moving parts should also be lightly lubricated using a light non-acidic mineral oil (e.g., "3 in 1") at least twice per year. The product may need to be adjusted and fixings tightened to ensure a satisfactory operation. This procedure is particularly essential if products are used within a 25-mile radius of coastal areas or close proximity to building sites or large industrial areas, where more frequent cleaning may be required to prevent the accumulation of corrosive contaminants.